




ESTADO ANALITICO DEL EJERCICIO DEL PRESUPUESTO DE EGRESOS POR CLASIFICACIÓN ADMINISTRATIVA  
DEL 01 DE ENERO AL 30 DE SEPTIEMBRE DEL 2017

SIMCA


CONCEPTO	APROBADO	AMPLIACIONES / (REDUCCIONES)	EGRESOS		PAGADO	SUBEJERCICIO
			MODIFICADO	DEVENGADO		
PRESIDENCIA MUNICIPAL	2,562,603.00	908,353.00	3,470,956.00	2,298,638.76	2,298,638.76	1,172,317.24
ALCALDIA MUNICIPAL	0.00	0.01	0.01	0.01	0.01	0.00
REGIDURIA DE PLANEACION Y ORDENAMIENTO URBANO	468,500.00	(468,500.00)	0.00	0.00	0.00	0.00
SECRETARIA MUNICIPAL	4,441,671.00	36,919.65	4,478,590.65	2,820,805.35	2,820,805.35	1,657,785.30
TESORERIA MUNICIPAL	2,796,465.50	152,675.42	2,949,140.92	1,776,203.11	1,776,203.11	1,172,937.81
CONTRALORIA MUNICIPAL	184,629.00	(6,297.00)	178,332.00	110,191.89	110,191.89	68,040.11
DIRECCION DESARROLLO INTEGRAL DE LA FAMILIA MUNICIPAL	2,457,484.00	511,995.83	2,969,479.83	1,847,237.79	1,847,237.79	1,122,242.04
DIRECCION DE SEGURIDAD PUBLICA	2,359,925.00	256,605.32	2,616,530.32	1,509,295.89	1,509,295.89	1,107,234.43
DIRECCION DE OBRAS PUBLICAS	61,645,328.00	13,096,280.60	74,741,608.60	17,771,203.30	17,771,203.30	56,970,405.30
DIRECCION DE PROTECCION CIVIL	864,488.00	5,161.08	869,649.08	548,146.14	548,146.14	321,502.94
DIRECCION DE ECOLOGIA	544,717.00	85,387.85	630,104.85	432,543.84	432,543.84	197,561.01
REGIDURIA DE EDUCACION	280,000.00	(280,000.00)	0.00	0.00	0.00	0.00
DIRECCION DE ALUMBRADO Y LIMPIA PUBLICA	455,240.00	289,844.47	745,084.47	360,132.84	360,132.84	384,951.63
DIRECCION DE AGUA POTABLE Y ALCANTARILLADO	938,152.00	(11,857.23)	926,294.77	621,689.14	621,689.14	304,605.63
DIRECCION DE PANTIONES	144,444.00	(9,000.00)	135,444.00	77,950.00	77,950.00	57,494.00
DIRECCION DE CULTURA	243,345.00	157,554.63	400,899.63	260,813.47	260,813.47	140,086.16
DIRECCION DE CASTRO MUNICIPAL	560,376.00	729,850.00	1,290,226.00	515,212.22	515,212.22	775,013.78
DIRECCION DE ACCESO A LA INFORMACION PUBLICA	104,993.00	(14,371.00)	90,622.00	52,481.00	52,481.00	38,141.00
DIRECCION DE DESARROLLO SOCIAL	871,800.00	196,430.18	1,068,230.18	345,676.22	345,676.22	722,353.96
DIRECCION DE DESARROLLO RURAL Y ECOLOGIA	674,136.00	142,241.20	816,377.20	296,341.58	296,341.58	520,035.62
JUGADO CONCILIADOR	228,400.00	(11,586.00)	216,814.00	129,962.55	129,962.55	86,851.45
REGISTRO DEL ESTADO FAMILIAR	230,508.00	18,101.00	248,609.00	166,111.85	166,111.85	82,497.15
OFICIALIA MAYOR	1,154,944.00	1,367,588.78	2,522,532.78	872,388.08	872,388.08	495,200.70
BIBLIOTECAS	471,277.00	(28,672.96)	442,604.04	210,443.51	210,443.51	232,160.53
DIRECCION DE PLANEACION Y DESARROLLO	823,536.00	15,583.00	839,119.00	536,351.25	536,351.25	302,867.75
DIRECCION DE TURISMO, CULTURA Y DEPORTES	553,261.00	(48,090.00)	505,171.00	282,445.94	282,445.94	222,725.06
DIRECCION DE REGLAMENTOS	204,312.00	10,187.99	214,499.99	135,535.07	135,535.07	78,964.92
REGIDURIA	2,738,856.00	2,030.00	2,740,886.00	2,056,162.00	2,056,162.00	684,724.00
SERVICIOS PUBLICOS MUNICIPALES	1,285,464.00	43,929.80	1,329,393.80	860,164.61	860,164.61	469,229.19
GRUPO ANTICORRUPCION	1,187,116.00	26,300.00	1,213,416.00	560,867.40	560,867.40	646,548.60
TOTAL	\$ 31,469,970.50	\$ 16,019,701.62	\$ 107,489,672.12	\$ 37,455,194.81	\$ 37,455,194.81	\$ 70,034,477.31




2016 - 2020



2016 - 2020



HIPOLITO SANCHEZ SOBER  
TESORERO D.I.F.



2016 - 2020